

DOUBLE YOUR PRODUCTIVITY *with* FORAGE HARVESTER 2 ROW

DOUBLE'S PRODUCTIVITY
Twice the yield

REDUCED SOIL COMPACTION
Preserve soil structure & fertility

TIME SAVING
Harvest faster

VARIABLE CHOP SIZE
Custom cuts



KEY BENEFITS

Efficiency: Harvests crops quickly, saving time and labor. **Quality Feed:** Chops crops finely for better animal nutrition. **Versatility:** Ideal for harvesting green fodder on dairy farms and shredding stalks of Napier grass and maize. **Cost Savings:** Reduces feeding costs by maximizing crop use. **Time Management:** Allows farmers to manage larger areas efficiently.

ELEPHANT GRASS

PEARL MILLET

SORGHUM

APPLICATION

MAIZE

NAPIER GRASS

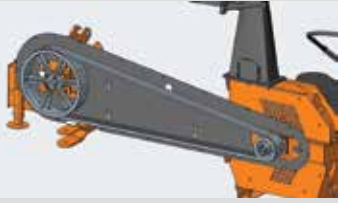
OAT

हर घर हर गांव शक्तिमान

World's Largest Manufacturer of Rotary Tiller


FORAGE HARVESTER 2 ROW

MULTI-RIBBED BELT



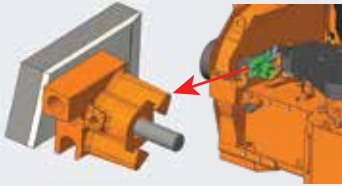
Multi-ribbed belt distribute loads more uniformly across the belt

GOOD DESIGNED



A well designed blade shape enhances efficiency and precision in chopping material & for throwing material

GRINDING UNIT



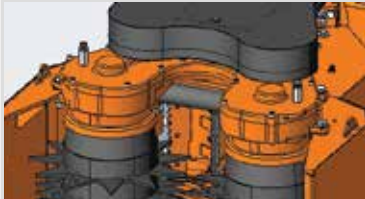
Equipped with a grinding unit for blade sharpening

SPUR GEARS



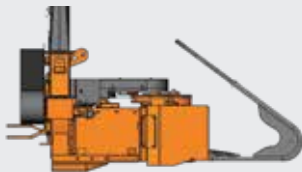
Equipped with 6 sets of spur gears, which allows customization of chopping sizes to suit different crops and needs

SG CASTING GEARBOX



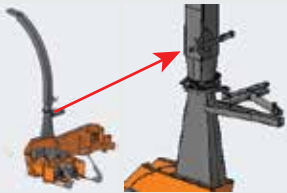
(Spheroidal Graphite iron) superior in strength and durability compared to standard cast iron gear box

SERVICEABILITY



Designed for easy serviceability, quick maintenance and repairs, Ensuring minimal downtime

HYDRAULIC CHUTE



Hydraulic chute (funnel) routing system controlled from the tractor to adjust throw direction

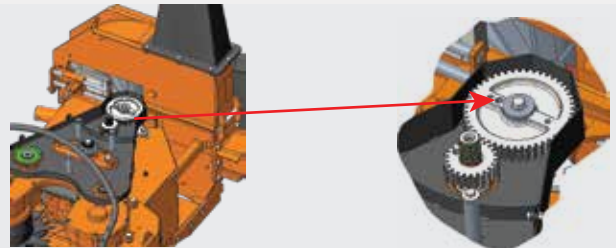
FEEDING DRUM



Exclusive designed feeding drum for constant harvesting flow and lower stress on transmission and tractor

TECHNICAL SPECIFICATION

PARAMETERS	UNIT	SPECIFICATION
Length	(mm)	2070
Height	(mm)	3535
Width	(mm)	2500
Working Width	(mm)	835
Weight	(kg/lbs.)	850 / 2095
Required Tractor Power	(hp.)	60 to 80 hp
Transmission System	-	Belt Drive
3pt. Hitch	-	Cat. II
PTO Speed	(rpm)	540
Number of rows	-	2
Shredding knives	(no.)	12
Exhaust Pipe	(no.)	Hydraulic type
Rotation		
Shredding Capacity	(tons/h)	Up to 35



CHOPPING SIZE (MM)

GEAR NO.		12 BLDES	6 BLDES	4 BLDES	3 BLDES
22	47	2	3	5	7
26	43	3	6	9	12
29	40	4	8	13	17
40	29	5	11	16	22
43	26	7	14	21	28
47	22	9	18	28	37

CHOPPING SIZE



World's Largest Manufacturer of Rotary Tiller